

# AHIP Online Medicare Training Course User Guide

This guide will help you to navigate the online system. You may print this document and use it to assist you in the process.

**Quick Links**

- User Guide
- AHIP Insurance Education
- AHIP Conferences
- AHIP Home

**Contact Us**

**For Technical Support:**

Phone: 866.234.6909  
Email: Support@AHIP InsuranceEducation.org

### Marketing Medicare Advantage + Fraud, Waste and Abuse

introducing a new way of learning that saves you valuable hours you need to grow your business.

Now there's one single source for both Medicare and Fraud, Waste and Abuse (FWA) training. Our comprehensive online program gives you the background to make informed decisions on Medicare, including plan options, marketing, enrollment requirements, and FWA guidelines.

#### What You'll Learn

**Medicare**

- The basics of Medicare fee-for-service eligibility and benefits
- The different types of Medicare Advantage and Part D prescription drug plans
- Eligibility and coverage
- Nondiscrimination training
- Marketing and enrollment under the Medicare Advantage and Part D program requirements

**Fraud, Waste & Abuse (FWA)**

- How to identify FWA
- An overview of the industry efforts in detecting fraud
- Legal tools to combat FWA
- Understand both the human and financial cost of FWA
- Review Medicare Parts C and D Fraud, Waste, and Abuse and General Compliance Requirements
- Who commits FWA
- Reporting FWA: loopholes and obligations

Get started today! Login or create an account below.

**User Login**

Username (NPN or Email)

Password

Login

Forgot your username?  
Forgot your password?

**Registration**

First time visitor?

Create a New Account

## Step 1: Register

First Time Visitors to the training site should click the "Create a New Account" button.

**Step 1 of 3**

Confidential Information

Please fill out the following required fields.

Last name  \*

Enter last name on the account

DOB  \*

mm/dd/yyyy

Enter date of birth (mm/dd/yyyy)

Last 4 Digits of SSN  \*


Enter last 4 digits of social security number

Submit

There are required fields in this form marked \*

## Step 1: Register

Complete all of the required sections highlighted with an asterisk (\*). The information you provide will be kept confidential.


English ▾ You are not logged in. (Log In)

---

**Quick Links**

- User Guide
- AHIP Insurance Education
- AHIP Conferences
- AHIP Home

**National Producer Number**

Please provide your National Producer Number (NPN) if you have one. Your NPN will serve as your username.

NPN


[Click here to look up NPN on NIPR website.](#)

Confirm NPN

*Verify NPN*

**Step 1: Register**

You will see your NPN# displayed in the NPN field. Select Continue to go to the next page.


English ▾ You are not logged in. (Log In)

---

**Quick Links**

- User Guide
- AHIP Insurance Education
- AHIP Conferences
- AHIP Home

**National Producer Number**

Please provide your National Producer Number (NPN) if you have one. Your NPN will serve as your username.

NPN


[Click here to look up NPN on NIPR website.](#)

Confirm NPN

*Verify NPN*

**Step 1: Register**

You will see red exclamation points, if the Confidential Information is entered incorrectly or you do not have an NPN#


English ▾ You are not logged in. (Log In)

---

**Quick Links**

- User Guide
- AHIP Insurance Education
- AHIP Conferences
- AHIP Home

**Contact Us**

**For Technical Support:**

Phone: 866.234.6909

Email: [Support@AHIPInsuranceEducation.org](mailto:Support@AHIPInsuranceEducation.org)

**CE CREDITS DISCLAIMER**

For all students who are interested in receiving CE credits, in order to be eligible for CE credits, prior to taking the final exam you must click on the button that says "Yes, take the exam with CE". In addition to selecting this button, you must also pay for your CE credits after successfully completing your final exam. Students who do not select this button nor pay for credits will be required to...

**National Producer Number**

Please provide your National Producer Number (NPN) if you have one. Your NPN will serve as your username.

NPN

[Click here to look up NPN on NIPR website.](#)

Confirm NPN

*Verify NPN*

**Password**

Provide a password to access the system. The password must have at least 12 characters, at least 1 digit(s), at least 1 lower case letter(s), at least 1 upper case letter(s)

Password

Confirm password

**Email address**

Please provide an email address. This email address will be used for password recovery, system notifications, and as your username should you not have an assigned National Producer Number.

Email address

Confirm email address

**Mailing Address**

Provide the mailing address you can be reached at.

Address 1

Address 2

**Step 1: Register**

Complete all of the required sections highlighted with a red exclamation point. If you do not remember your NPN, click the link to look up your NPN on the NIPR website.



**Quick Links**

- User Guide
- AHIP Insurance Education
- AHIP Conferences
- AHIP Home

**Contact Us**

**For Technical Support:**  
Phone: 866.234.6909  
Email: Support@AHIP  
InsuranceEducation.org

**CE CREDITS  
DISCLAIMER**

For all students who are interested in receiving CE credits, in order to be eligible for CE credits, prior to taking the final exam you must click on the button that says "Yes, take the exam with CE". In addition to selecting this button, you must also pay for your CE credits after successfully completing your final exam. Students who do not select this button nor pay for credits will be deemed to

**Email address**

Please provide an email address. This email address will be used for password recovery, system notifications, and as your username should you not have an assigned National Producer Number.

Email address  - Required  
Enter email address

Confirm email address  - Required  
Verify email address

**Mailing Address**

Provide the mailing address you can be reached at.

Address 1

Address 2

City

State / Territory

Zip code  Enter your five digit zip code

Country

**End User License Agreement**

- I agree to the Privacy Statement
- I agree to the Legal Terms of Service

**Step 1: Register**

Review all of the information provided then click the "Register" button.



[Medicare Course Home](#) [Transcript](#)

**Quick Links**

- User Guide
- AHIP Insurance Education
- AHIP Conferences
- AHIP Home

**Contact Us**

**For Technical Support:**  
Phone: 866.234.6909  
Email: Support@AHIP  
InsuranceEducation.org

**CE CREDITS  
DISCLAIMER**

For all students who are interested in receiving CE credits, in order to be eligible for CE credits, prior to taking the final exam you must click on the button that says "Yes, take the exam with CE". In addition to selecting this button, you must also pay for your CE credits after successfully completing your final exam. Students who do not select this button nor pay for credits will be deemed to

**Step 3 of 3**

Your account has been created.

Please note your username below. You will need this information for future logins to the site.

Username: 19141919

**Step 1: Register**

Your account has been created. Please note your username for future login in sessions.

Click the "Continue" button to enroll in the training.

You are currently active in the XYZ Health site license. To proceed, click the Continue button; if not, click the Logout button to exit.

Continue Log out

## Step 2: Logging in

Click continue to proceed

English | John John

Medicare Course Home Transcript

**Quick Links**

- User Guide
- AHIP Insurance Education
- AHIP Conferences
- AHIP Home

**Contact Us**

**For Technical Support:**

Phone: 866 234 6909

Email: [Support@AHIPInsuranceEducation.org](mailto:Support@AHIPInsuranceEducation.org)

**CE CREDITS DISCLAIMER**

For all students who are interested in receiving CE credits, in order to be eligible for CE credits, prior to taking the final exam you must click on the button that says "Yes, take the exam with CE". In addition to selecting this button, you must also pay for your CE credits after successfully completing your final exam. Students who do not select this button nor pay for credits will be required to...

This online format allows you to study at your own pace by viewing learning modules made up of content slides interspersed with review questions. Each module culminates with a practice review, which is designed to reinforce learning and prepare you for the Final Exam.

**Instructions**

The AHIP Medicare Training Certification is capable of being shared amongst numerous health plans. Please be sure to contact your intended health plan to determine the most appropriate method for transmitting your results.

Certain health plans may also have additional requirements or limitations in place, as such we strongly recommend talking to your health plans prior to proceeding with your training.

**My Certifications**

AHIP's training certificate is verification of course completion only and is not valid for Insurance CE credits in the United States.

It is for your records and should not be submitted to any state DOI.

If you wish to obtain CE credit, please send an email to [support@ahipinsuranceeducation.org](mailto:support@ahipinsuranceeducation.org) to obtain instructions on how you can receive CE credit for this course.

**Shopping Cart**

2021 AHIP Medicare Training (initial) Price: \$175.00

Subtotal	\$175.00
Promo Code	\$0.00
<b>Grand Total</b>	<b>\$175.00</b>

Enter promo code

**CE Credit**

The Final Exam must be passed in order to purchase credits.

Become a supplemental health insurance expert  
Supplemental Health Insurance Online course  
Enroll today

## Step 2: Optional

If you have a promo code, enter it in the field

## Step 2: Payment

Click, Go to checkout, to pay and enroll in the training.

English | Joe John

Medicare Course Home Transcript

English (United States) (en\_us)  
Español - Internacional (es)  
Español - Internacional (es)

## Step 2: Language

To switch language, "select from drop down menu in upper right hand corner"

## Billing Information

Copy profile information


First Name \*  

Last Name \*


Company


Street Address \*

City \*

State/Province \*  

Zip/Postal Code \*

Country \*  

Phone Number \*  

### Step 2: Payment

Complete all of the required sections highlighted with an asterisk (\*).

Review all of the information provided, and then click the "Continue" button to proceed.

## Payment Information

Credit Card (Payflow Link)

**Continue**






## Payment Information

Credit Card (Payflow Link)


 Please do not refresh the page until you complete payment.

> Pay with credit or debit card

Card number

Expiration date mm / yy  /

CSC    
[What is this ?](#)

**Pay Now**

### Step 2: Payment

Enter in your credit card details and click on the "Pay Now" tab to complete your purchase

Order #00000932

[Receipt](#)

### Order Processing Complete

Your order has been processed successfully. Click on the [Go to my courses](#) button below to access your training.

#### Items Ordered

Product Name	Price	Qty	Subtotal
2021 AHIP Medicare Training (Initial)	\$175.00	Ordered: 1	\$175.00
		Subtotal	\$175.00
		Promo Code	\$0.00
		<b>Grand Total</b>	<b>\$175.00</b>

### Step 2: Payment

After you submit your credit card information or promo code, a screen will appear showing that your order has been

[Go to my courses](#)

Order #00000936

[Receipt](#)

### Order Processing Complete

Your order has been processed successfully. Click on the [Go to my courses](#) button below to access your training.

#### Items Ordered

Product Name	Price	Qty	Subtotal
2021 AHIP Medicare Training (Initial)	\$175.00	Ordered: 1	\$0.00
		Subtotal	\$175.00
		Promo Code	-\$175.00
		<b>Grand Total</b>	<b>\$0.00</b>

[Go to my courses](#)

**Useful Tip**  
To update your personal details, click on the "Profile" link.

**Useful Tip**  
**Quick Links**  
✓ User Guide-step by step instructions on training

**Step 3: Begin the course**  
To access the course material, please click on one of the links for the various Parts.

**You Will Learn**

**Module 1: Overview**

You will learn about the following in this module:

- Be able to explain that Medicare is a Federal health insurance program for individuals who are aged and disabled
- Gain an understanding of the different ways that beneficiaries can choose to receive their Medicare coverage including Original Medicare and Medicare Advantage
- List the various parts of Medicare and the benefits provided under them
- Explain Original Medicare and the benefits provided under Medicare Part A (hospital insurance) and Part B (outpatient services)
- Understand who is eligible for Original Medicare
- Be able to explain who qualifies for Part A coverage without having to pay a premium as well as the premiums entailed for Part B coverage
- Understand the penalties for late enrollment in Medicare Part B
- Gain knowledge about Medicare Parts A and B benefits and cost-sharing
- Have a basic understanding of Medicare Part D prescription drug coverage and how it can be coupled with Original Medicare (Part A and Part B)
- Review Original Medicare beneficiary protections
- Gain an understanding of Medicare Supplement Insurance (Medigap) and its role in filling in the gaps in Original Medicare
- Be able to explain the various Medigap plans available to Original Medicare beneficiaries
- Learn about the changes in Medigap for those who became eligible after December 31, 2019, as well as the benefits still available for all enrollees
- Explore the role of Medicare for those still working beyond traditional retirement age

Last modified: Sunday, February 7, 2021, 4:00 PM

MENU

Module 1: Overview Medicare Program Basics

Overview: Medicare Program Basics

Navigation Instructions

Terms and Conditions

LEARNING OBJECTIVES

Training Roadmap: Part 1

Medicare Basics

Overview of Medicare Parts A, B, C, D

Overview of Medicare - Part E

Overview of Different Ways to Get Medicare

Different Ways to Get Medicare — Brief Overview

Original Medicare

Eligibility for Part A and Part B

Module 1-Program Basics\_PY21\_R



**Step 3: Begin the course**

To navigate through the training, click on the "Next" and "Previous" arrows.

Please note you must view 100% of the training material (inclusive of attempting all quizzes) in a part in order to receive completion status.

< PREV NEXT >



Medicare Training

FWA

Certificate



Module 1 - Overview of Medicare Program Basics: Choices, Eligibility, and Benefits



Module 2 - Medicare Health Plans



Module 3: Medicare Part D: Prescription Drug Coverage



Module 4 - Marketing Medicare Advantage and Part D Plans



Module 5 - Enrollment Guidance Medicare Advantage and Part D Plans

2021 - Final Exam

**Restricted** Not available unless:

- The activity **Module 1 - Overview of Medicare Program Basics: Choices, Eligibility, and Benefits** is marked complete
- The activity **Module 2 - Medicare Health Plans** is marked complete
- The activity **Module 3: Medicare Part D: Prescription Drug Coverage** is marked complete
- The activity **Module 4 - Marketing Medicare Advantage and Part D Plans** is marked complete
- The activity **Module 5 - Enrollment Guidance Medicare Advantage and Part D Plans** is marked complete

Medicare Training FWA Certificate

### Course Symbol Key

- Available (Not Started)
- In Progress
- Complete (Passed)
- Complete (Failed)

Module 1 - Overview of Medicare Program Basics: Choices, Eligibility, and Benefits

Module 2 - Medicare Health Plans

Module 3: Medicare Part D: Prescription Drug Coverage

Module 4 - Marketing Medicare Advantage and Part D Plans

Module 5 - Enrollment Guidance Medicare Advantage and Part D Plans

2021 - Final Exam

### Step 4a: Final Exam

Once you have green checkmarks next to all required parts, you will be able to take the Final Exam. To access the exam, click on the "Final Exam" link.

This AHIP training program qualifies for CE credits in most states (additional fees apply). If you wish to apply for CE credit you must apply before taking the final exam.

Yes, I want to apply for CE credits.

No, take me to the final exam.

### Step 4b: Final Exam

To apply for CE credits, click on the "Yes, I want to apply for CE credits" button.

Otherwise, click the "No, take me to the final exam" button to proceed and [skip to Step 4i](#) of these instructions.

### Credit selection

#### Step 1 of 6: Choose your Resident State

States that require a monitoring affidavit are marked with a \*.

- |   |   |   |
|---|---|---|
| <input type="checkbox"/> Alabama              | <input type="checkbox"/> Louisiana      | <input type="checkbox"/> Oklahoma         |
| <input type="checkbox"/> Arizona              | <input type="checkbox"/> Maine          | <input type="checkbox"/> Oregon           |
| <input type="checkbox"/> Arkansas *           | <input type="checkbox"/> Maryland       | <input type="checkbox"/> Pennsylvania     |
| <input type="checkbox"/> California           | <input type="checkbox"/> Massachusetts  | <input type="checkbox"/> Puerto Rico      |
| <input type="checkbox"/> Colorado             | <input type="checkbox"/> Michigan       | <input type="checkbox"/> Rhode Island     |
| <input type="checkbox"/> Connecticut          | <input type="checkbox"/> Minnesota      | <input type="checkbox"/> South Carolina * |
| <input type="checkbox"/> Delaware             | <input type="checkbox"/> Mississippi    | <input type="checkbox"/> South Dakota     |
| <input type="checkbox"/> District of Columbia | <input type="checkbox"/> Missouri       | <input type="checkbox"/> Tennessee        |
| <input type="checkbox"/> Florida              | <input type="checkbox"/> Montana        | <input type="checkbox"/> Texas            |
| <input type="checkbox"/> Georgia              | <input type="checkbox"/> Nebraska *     | <input type="checkbox"/> Utah             |
| <input type="checkbox"/> Hawaii               | <input type="checkbox"/> Nevada         | <input type="checkbox"/> Vermont          |
| <input type="checkbox"/> Idaho                | <input type="checkbox"/> New Hampshire  | <input type="checkbox"/> Virginia         |
| <input type="checkbox"/> Illinois             | <input type="checkbox"/> New Jersey     | <input type="checkbox"/> Washington       |
| <input type="checkbox"/> Indiana              | <input type="checkbox"/> New Mexico     | <input type="checkbox"/> West Virginia    |
| <input type="checkbox"/> Iowa *               | <input type="checkbox"/> North Carolina | <input type="checkbox"/> Wisconsin        |
| <input type="checkbox"/> Kansas               | <input type="checkbox"/> North Dakota   | <input type="checkbox"/> Wyoming          |
| <input type="checkbox"/> Kentucky             | <input type="checkbox"/> Ohio           |   |

Cancel

Next step

### Step 4c: Final Exam

If you clicked on the "Yes, I want to apply for CE credits" button, select the box next to the state(s) for which you would like to receive credit. Then click the "Next Step" button.

## Credit selection

### Step 2 of 6: Enter your license information

State	Credits	Cost	License number	License expiration mm/dd/yyyy
Wisconsin	6	\$30.00	<input type="text"/>	<input type="text"/>

Previous step

Next step

### Step 4d: Final Exam

Enter your License number and License expiration date. Then click the "Next Step" button.

## Credit selection

### Step 3 of 6: Attestation 1 of 1

**PLEASE NOTE: STUDENTS MUST SUBMIT THE WI PERSONAL RESPONSIBILITY FORM DUE TO COVID-19**

#### Attestation Statement

By downloading the following agreement(s) and proceeding to the exam, you affirm that you personally completed the course. Further, you affirm that the course examination must be completed without assistance from any outside source or individual, or the use of any study or reference materials and you understand that a violation of such standards shall result in the loss of course credit.

**Student Attestation Requirements:** Prior to launching the exam the student must agree to the below attestation and print out the Continuing Education Attestation of Personal Responsibility Form by selecting the "WI Personal Responsibility Form" link. Upon completion of your exam, the student must complete, sign and return the Personal Responsibility Form within 7 days of exam completion for credits to be awarded.

**PLEASE NOTE:** Please note your credits will not be processed until we have received the signed Personal Responsibility Form. It is very important that this form is submitted immediately after the completion of the exam because it could make a difference if your license is due to expire.

I agree

Previous step

Next step

### Step 4e: Final Exam

After reading the Attestation Statement, click the box next to "I agree". Then click the "Next Step" button.

## Credit selection

### Step 3 of 6: Complete

You have agreed to all of the attestations. Please proceed to the next step.

Previous step

Next step

### Step 4g: Final Exam

When you have agreed to all necessary attestation statements, click the "Next Step" button.

## Credit selection

### Step 4 of 6: Required documents

You must download all required documents before proceeding.

✔ Wisconsin - No document

Previous step

Next step

## Step 4f: Final Exam

Please download and print any required documents. Once you have done so, you will be able to click on the "Next Step" button.

If your state requires a monitoring affidavit, please note your date of completion will be the date that your monitor affidavit is received. If you take the exam without a monitor present, you will not receive CE credits and will have to retake the exam with a monitor present.

Next step

## Credit selection

### Step 4 of 6: Required documents

You must download all required documents before proceeding.

✔ Wisconsin - No document

Previous step

Next step

## Credit selection

### Step 5 of 6: Final exam

You must complete the final exam before you can purchase the selected CE credits. Please use the link below to proceed.

\*Please note, those who have already completed the final exam, must retake the exam in order to purchase CE credits. This only applies to purchasing credits for states that require monitoring affidavit.

2021 - Final Exam

Previous step

Next step

## Step 4h: Final Exam

Click the 2021 Final Exam link to continue to the Final Exam.

## Final Exam

The Final Exam consists of **fifty (50)** randomly selected questions from **all five (5) Parts** of the training modules. You must achieve a **ninety percent (90%)** passing grade for successful completion.

You will have the opportunity to take the Final Exam **three (3) times as part of your enrollment package**. If you fail the Final Exam three (3) times, you will be required to re-enroll and purchase a new enrollment package. Upon re-enrollment, you will have to repeat the required training modules before gaining access to the Final Exam again. Please be aware that some companies do not accept exam retakes included in the initial enrollment package. Please contact your carrier before re-purchasing. In addition, some companies may wish to know how many attempts were required to pass the exam. Transcript in the upper navigation.

Each Final Exam attempt/submission must be completed within one **2-hour** sitting. The following scenarios represent attempts/submissions that count against the 3 included in your enrollment package:

- Beginning the Final Exam and allowing the timer to expire will result in an automatic submission
- Clicking the Submit button to submit your answers to the questions

#### Note:

- Simply closing the Final Exam window does not count as an attempt/submission. If you close the window, your answers will not be saved and you will need to restart the exam.
- If you navigate away from the exam in the same tab/window, the system will remove the attempt and you will have to start over. If your session is still active, close the exam window before starting a fresh attempt. (If you continue with the attempt, this will be marked as a valid exam attempt)
- You should not open multiple tabs/windows on the AHIP training site while taking the exam. Doing so will cause your attempt to remain active and automatically submit your exam after the 2-hour period.
- For ADA testing accommodations, please email [support@ahipinsuranceeducation.org](mailto:support@ahipinsuranceeducation.org).
- To protect the integrity of the AHIP Medicare Exam, all exam submissions are final and cannot be released and/or redistributed.

If you are a **re-certification user**, it is strongly recommended that you review Parts 1-3 before taking the Final Exam as it covers **all parts of the course** - recommended and required.

If you have not yet opted for CE credits, you can click here to [apply now](#).

Attempts allowed: 3

Attempt now

## Step 4i: Final Exam

The final exam consists of fifty (50) randomly selected questions that cover **all five portions** of the training.

Each attempt has a two-hour time limit which a user must be prepared to sit for in a single continuous period.

Click the "Attempt quiz now" button when you are ready to take the final exam.

## Credit selection

### Step 5 of 6: Final exam

You have completed the final exam and may now purchase CE credits.

2021 - Final Exam

Previous step

### Step 5: Purchase CE

If you applied for CE credits, you will see credit selection on the next page. Click the "Next Step" button.

Next step

## Credit selection

### Step 6 of 6: Finalize credit purchase

You have selected the following credits for purchase.

State	Credits	Cost
Wisconsin	6	\$30.00

Add or remove credits

Pay for credits

### Step 5a: Purchase CE

Review the credits you have selected to purchase and click the "Pay for Credits" button.

Product Name	Price	Qty	Subtotal
2021 CE Credits	\$30.00	1	\$30.00

Subtotal \$30.00

**Grand Total \$30.00**

**Billing Information**

Copy profile information

First Name \*

Last Name \*

Company

Street Address \*

City \*

State/Province \*

Zip/Postal Code \*

Country \*

Phone Number \*

Please enter more or equal than 10 symbols.

**Step 5b:  
Purchase CE**  
  
Complete all of the required sections highlighted with an asterisk (\*).






**Payment Information**

Credit Card (Payflow Link)

**⚠ Please do not refresh the page until you complete payment.**

› Pay with credit or debit card

Card number

Expiration date  /

CSC

[What is this ?](#)

**Pay Now**

**Step 5b: Purchase CE**  
  
After carefully reviewing all fields, click the "Pay Now" button.

< Previous

Medicare Training FWA Certificate

Nondiscrimination Training

Medicare Fraud, Waste, & Abuse

General Compliance

**Restricted** Not available unless:

- The activity **Nondiscrimination Training** is complete and passed
- The activity **Medicare Fraud, Waste, & Abuse** is complete and passed

< Previous

**Step 6b: Non-Discrimination Training**

There is a test at the end of the training. For the Nondiscrimination Final Exam you will have unlimited attempts to achieve a 70% passing score.

You Will Learn

## Nondiscrimination Training

You will learn about the following in this module:

- Understand the purpose of Section 1557 of the Affordable Care Act in providing nondiscrimination protections for individuals seeking health care and health insurance coverage
- Identify the entities that must comply with the nondiscrimination protections of Section 1557 of the Affordable Care Act
- Explain the scope of an entity's operations that are subject to Section 1557
- Name the forms of discrimination and the actions prohibited by Section 1557
- Recognize prohibited actions by which covered entities may not engage in
- Understand what constitutes discrimination based on race, color, or national origin
- Explain the protections for immigrants afforded under Section 1557
- Summarize the steps that must be taken to serve individuals with limited English proficiency (LEP)
- Describe the scope of Section 1557 protections against sex discrimination
- Distinguish between prohibited age discrimination and permissible age distinctions
- Summarize the steps that must be taken to serve persons with disabilities
- Identify exceptions to the provisions under Section 1557
- Explain who is responsible for enforcing Section 1557, consequences of violations, and corrective actions

Last modified: Sunday, February 7, 2021, 4:15 PM

Next >

**Step 6: Non-Discrimination Training**

Once you have achieved a passing score on the Final exam, a green checkmark will appear on the homepage.

This will unlock the next section focused on Nondiscrimination.

Click the link for Nondiscrimination to begin the next section.

< Previous

Medicare Training

FWA

Certificate



Nondiscrimination Training



Medicare Fraud, Waste, & Abuse

General Compliance

**Restricted** Not available unless: The activity **Medicare Fraud, Waste, & Abuse** is complete and passed

< Previous



# Medicare Fraud, Waste, and Abuse Training

Developed by the  
Centers for Medicare & Medicaid Services

Have you completed Combating Medicare Parts C & D Fraud, Waste and Abuse Training through the CMS Medicare Learning Network (MLN)?

If you have NOT completed this portion of the training through the CMS Medicare Learning Network (MLN), please select NO below to complete the training through AHIP.

Requirements for this Module: Completion of **Combating Medicare Parts C & D Fraud, Waste and Abuse Training and Review Questions**.

Review questions are not counted towards the **Combating Medicare Parts C & D Fraud, Waste and Abuse Final Exam**.

## Step 7: Fraud, Waste, & Abuse Final Exam

You will be asked if you need to complete the Combating Medicare Parts C & D Fraud, Waste and Abuse training for the current plan year. If you need to complete the training, click the appropriate response to open the training module. If you have already completed the Combating Medicare Parts C & D Fraud, Waste and Abuse training for the current plan year through CMS site, click the appropriate response and proceed to the Attestation Questionnaire.

To begin the Fraud, Waste, and Abuse Training, click on the Start 1<sup>st</sup> attempt link. There is a test at the end of the training. You have unlimited attempts to achieve a 70% passing score.

< Previous

### FWA: Final Exam

**This is your Final Exam.** This assessment asks you 10 questions about Medicare Parts C and D Fraud, Waste, and Abuse (FWA). It should take about 10 minutes to complete. After you finish, click on Submit all and finish. You will need a passing score of 70%.

Grading method: Highest grade

< Previous

< Previous

Medicare Training FWA Certificate

Nondiscrimination Training

Medicare Fraud, Waste, & Abuse

General Compliance

< Previous

### Step 8: General Compliance Training

Begin the Medicare Parts C and D General Compliance training after you have completed the Fraud, Waste, and Abuse training. The link to the Compliance Training will be unlocked. Click on the link to begin.

You will be asked if you need to complete Medicare Parts C and D General Compliance training. If you need to complete the training click the appropriate response to open the training module. If you have already completed Medicare Parts C and D General Compliance training for the current plan year through CMS site, click the appropriate response and proceed to the Attestation Questionnaire.

## Medicare General Compliance Training

### General Compliance Training

Developed by the  
Centers for Medicare & Medicaid Services

Have you completed Medicare Parts C & D General Compliance Training through the CMS Medicare Learning Network (MLN)?

**If you have NOT completed this portion of the training through the CMS Medicare Learning Network (MLN), please select NO below to complete the training through AHIP.**

**Requirements for this Module: Completion of Medicare Parts C & D General Compliance Training and Review Questions. Review questions are not counted towards the Medicare Parts C & D General Compliance Final Exam.**

Yes No

< Previous

## 2021 Compliance: Final Exam

**This is your Final Exam.** This assessment asks you 10 questions about Medicare Parts C and D compliance programs. It should take about 10 minutes to complete. You will need a passing score of **70%**.

Grading method: Highest grade

Attempt now

< Previous

### Step 8: General Compliance Training

To start the Compliance Training, click on the Medicare Parts C & D General Compliance Training link.

Click on the Start first attempt button. This will take you into the training.

< Previous

Next >

Medicare Training FWA Certificate

Congratulations! You have completed the "FWA" portion of this course.

You can now move on to the "Certificate" portion. You can navigate there by clicking the "Certificate" tab in the menu at the top of the page or by clicking the button below.

Continue to Certificate

### Step 9: Completion

Click, "Continue to Certificate," to access your certificate of completion for AHIP's Medicare Training.

Nondiscrimination Training

Medicare Fraud, Waste, & Abuse

General Compliance

< Previous

Next >

Certificate

1 / 1 100%

**AHIP Medicare**  
+ Fraud, Waste and Abuse

**Joe John**  
*has successfully completed the course*

2021 Medicare + Fraud, Waste and Abuse Training

Completion Date: March 24, 2021

ID Code: 333Q968HSC

*Gregory F. Dean*  
Gregory F. Dean  
Vice President, Insurance Education  
America's Health Insurance Plans

**Step 9: Completion**  
Choose to save or print your certificate

- XYZ Health (Transmit)

**Step 10:  
Transmitting**

Click, "Transmit," to the right of "XYZ Health" to transmit your certificate